

Signify Classified - Internal
Cooper Lighting Solutions Photometric Lab
1121 Highway 74 South
Peachtree City, GA 30269



Scaled data based on original data using
LM-79-08 Approved Method: Electrical and Photometric Measurements of Solid-
State Lighting Products

Test Report Prepared for
Cooper Lighting Solutions
(formerly Eaton)

Brand: INVUE

Report Number: P869001

Luminaire Tested: **EMM2-HSN-SA2B-750-U-T3-HSS**

Issue Date: 08/22/2024



Test Information

Test Method: LM-79-08
Report Number: P869001
Test Lab: INNOVATION CENTER(G3)
Issue Date: 08/22/2024
Manufacturer: COOPER LIGHTING SOLUTIONS (FORMERLY EATON)
Product Line: INVUE
Catalog Number: EMM2-HSN-SA2B-750-U-T3-HSS
Description: EPIC MODERN SHORT HOUSING DISCRETE LED ARRAYS 100W 70CRI 5000K
FITXURE w/ TYPE III DISTRIBUTION OPTIC AND HOUSE SIDE SHIELD
Light Source: (20) 5000K CCT, 70 CRI LEDS
Ballast/Driver: ELECTRONIC DRIVER

Summary

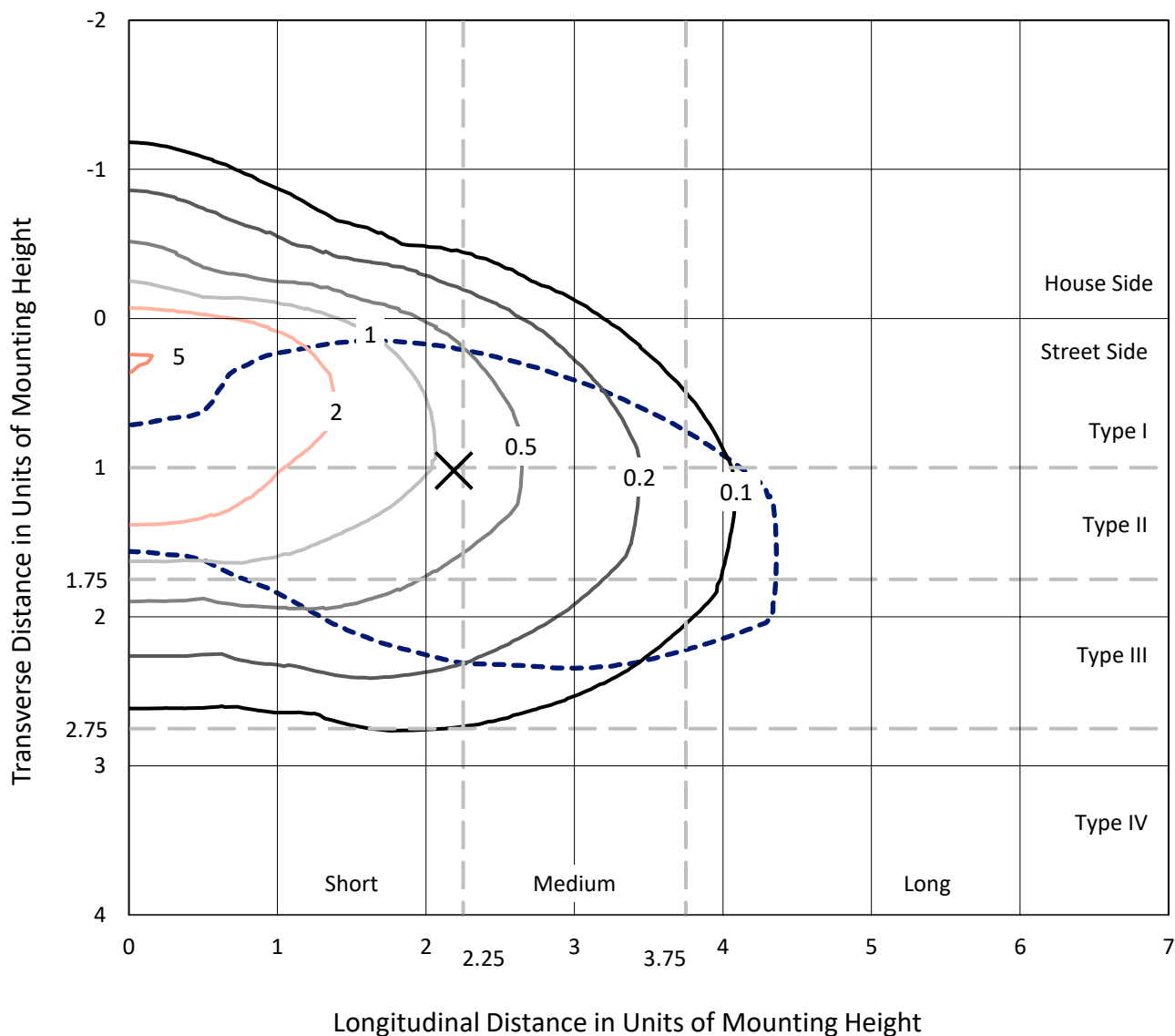
Lumens per Lamp: N/A
Luminaire Lumens: 8852.7 lumens
Efficiency: N/A
Efficacy: 98.4 lumens/watt
Luminous Opening: Rectangular (W 0.67' x L: 0.33' x H: 0')
IES Classification: Type III - Short
BUG Rating: B1 - U0 - G2

Input Watts (W): 90
Input Voltage (V): 120
Input Current (A_{in}): NR
Voltage Rise (V): NR
Power Factor: 0.99
Total Harmonic Distortion (THDi): 6.20%
Frequency (hertz): 60
Stabilization Time: NR
Operation Time: NR
Ambient Temperature (°C): NR
Test Distance: 24 FT

REPORT NUMBER: P869001
 CATALOG NUMBER: EMM2-HSN-SA2B-750-U-T3-HSS

Iso-Footcandle Lines of Horizontal Illumination

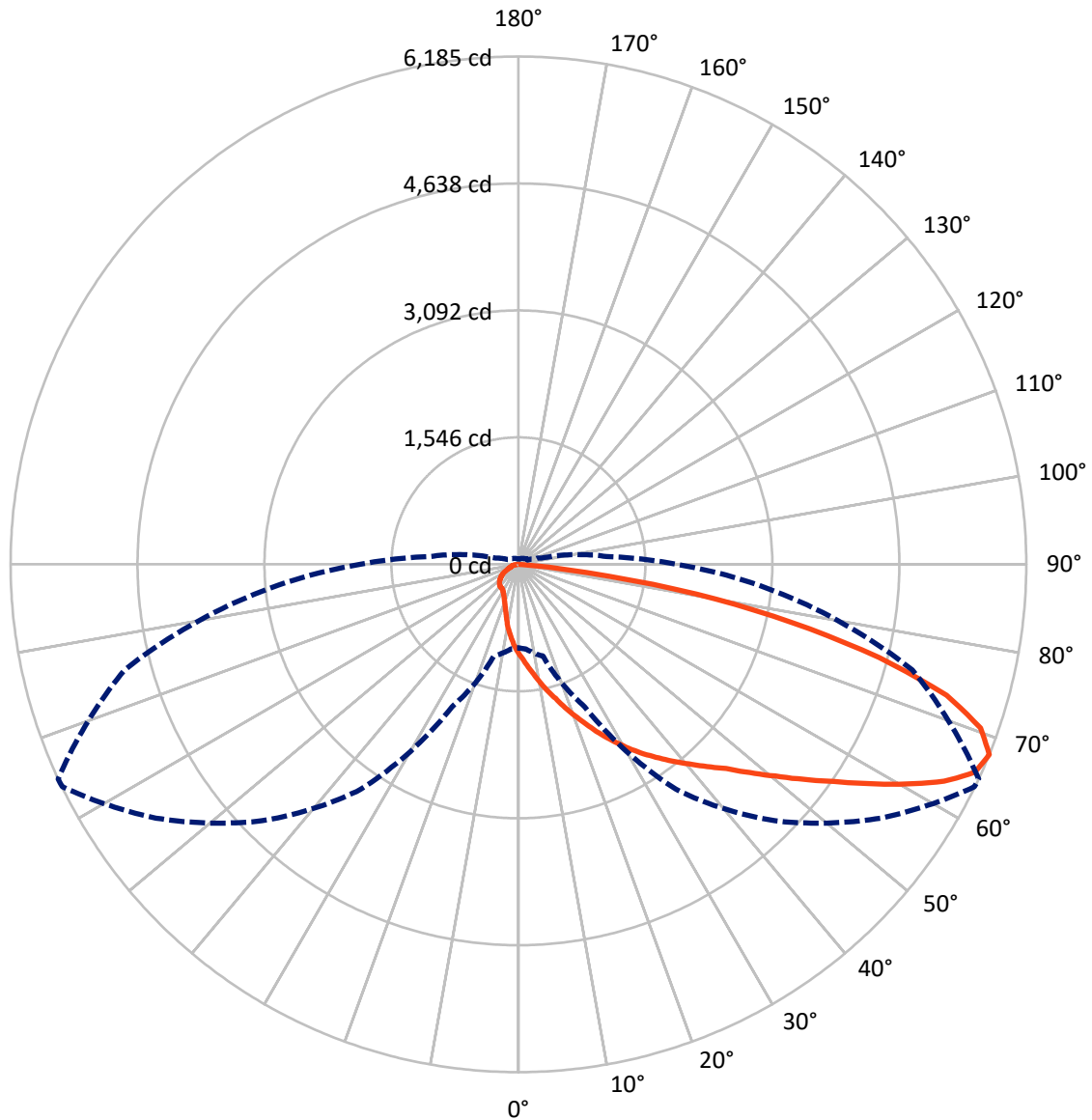
× Max cd
 - - - 1/2 Max cd



Based on 20 foot mounting height. Maximum calculated value = 5.1 fc
 Type III - Short - N/A

REPORT NUMBER: P869001
CATALOG NUMBER: EMM2-HSN-SA2B-750-U-T3-HSS

Luminous Intensity Polar Plot



— Vertical Plane Through 65-Deg Lateral - - - Horizontal Cone Through 67.5-Deg Vertical

REPORT NUMBER: P869001
 CATALOG NUMBER: EMM2-HSN-SA2B-750-U-T3-HSS

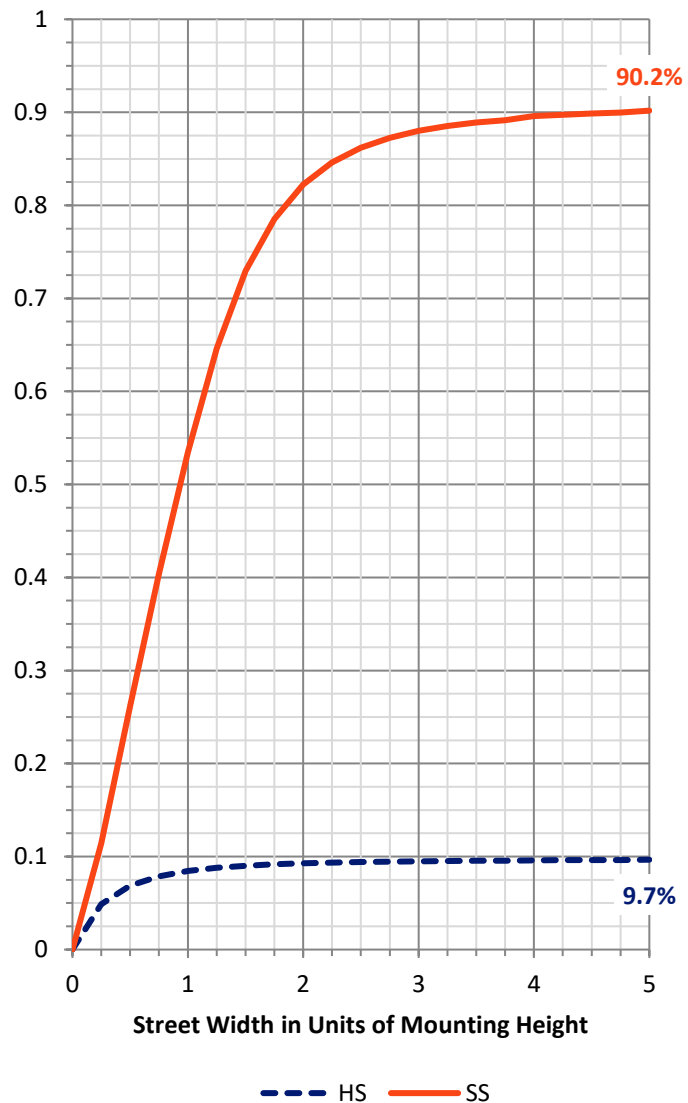
FLUX DISTRIBUTION:

		Downward	Upward	Total
House Side	Lumens	861.6	0.0	861.6
	% Fixture	9.7	0.0	9.7
Street Side	Lumens	7991.0	0.0	7991.0
	% Fixture	90.3	0.0	90.3
Total	Lumens	8852.7	0.0	8852.7
	% Fixture	100.0	0.0	100.0

Coefficient of Utilization

ZONAL LUMENS:

Zone	Lumens	% Fixture
0°-10°	107.1	1.2
10°-20°	355.2	4.0
20°-30°	646.5	7.3
30°-40°	1000.5	11.3
40°-50°	1512.5	17.1
50°-60°	1967.7	22.2
60°-70°	1941.1	21.9
70°-80°	1181.6	13.3
80°-90°	140.5	1.6
90°-100°	0.0	0.0
100°-110°	0.0	0.0
110°-120°	0.0	0.0
120°-130°	0.0	0.0
130°-140°	0.0	0.0
140°-150°	0.0	0.0
150°-160°	0.0	0.0
160°-170°	0.0	0.0
170°-180°	0.0	0.0
0°-90°	8852.7	100.0
0°-180°	8852.7	100.0



REPORT NUMBER: P869001

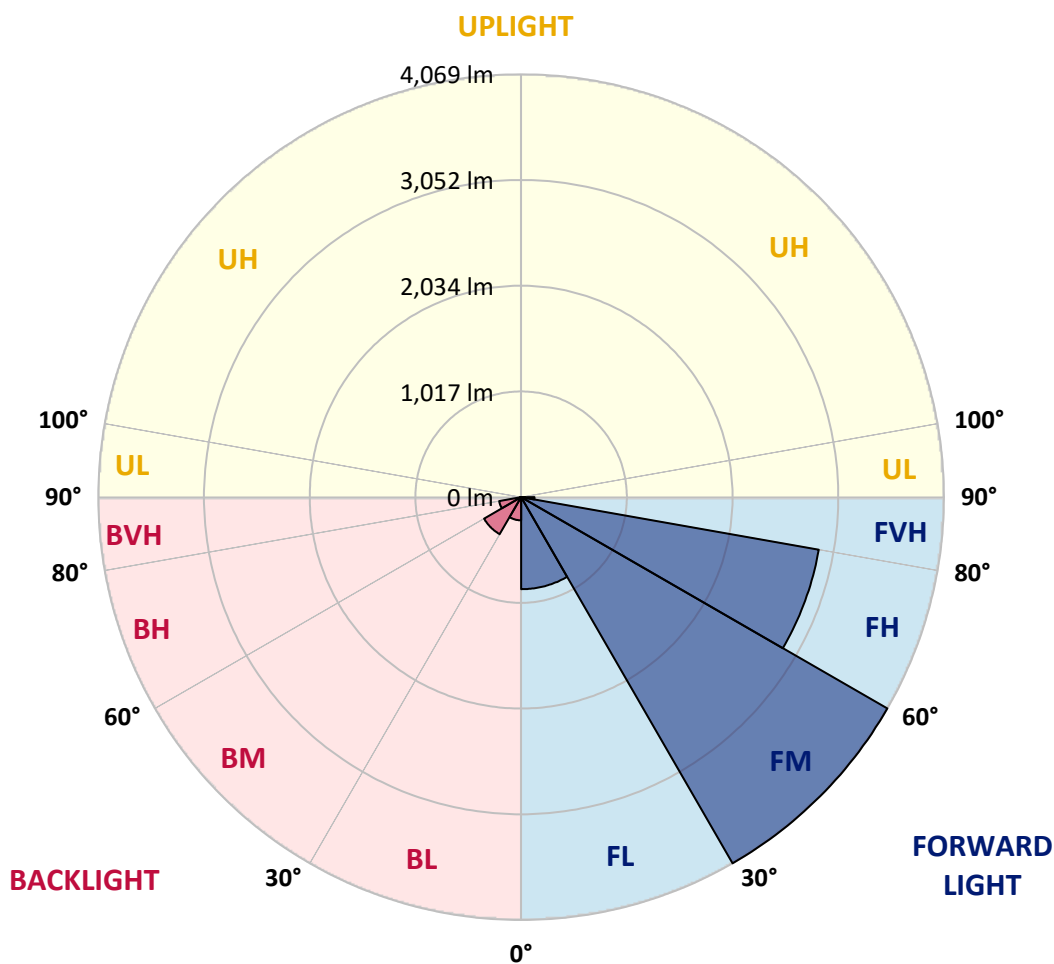
CATALOG NUMBER: EMM2-HSN-SA2B-750-U-T3-HSS

LUMINAIRE CLASSIFICATION SYSTEM LUMEN TABLE AND BUG RATING:

Zone		Lumens	% Fixture	Zone Rating/Lumen Limit		
				B	U	G
FL	(0°-30°)	885.8	10.0			
FM	(30°-60°)	4068.7	46.0			
FH	(60°-80°)	2908.1	32.9			G2/5000
FVH	(80°-90°)	128.4	1.5			G2/225
BL	(0°-30°)	223.0	2.5	B1/500		
BM	(30°-60°)	412.1	4.7	B1/1000		
BH	(60°-80°)	214.5	2.4	B1/500		G1/500
BVH	(80°-90°)	12.1	0.1			G1/100
UL	(90°-100°)	0.0	0.0		U0/0	
UH	(100°-180°)	0.0	0.0		U0/0	

BUG Rating: B1-U0-G2

Type III Short





REPORT NUMBER: P869001

CATALOG NUMBER: EMM2-HSN-SA2B-750-U-T3-HSS

CANDELA DISTRIBUTION (FULL):

	0°	5°	15°	25°	35°	45°	55°	64°	65°	75°	85°
0°	1093.9	1093.9	1093.9	1093.9	1093.9	1093.9	1093.9	1093.9	1093.9	1093.9	1093.9
2.5°	1278.3	1268.2	1275.8	1258.1	1237.9	1222.7	1192.4	1167.2	1164.6	1139.4	1111.6
5°	1523.4	1490.5	1493.1	1457.7	1414.7	1369.3	1321.3	1258.1	1258.1	1197.5	1134.3
7.5°	1743.2	1738.1	1715.4	1659.8	1609.3	1538.5	1450.1	1369.3	1351.6	1258.1	1159.6
10°	1955.4	1947.8	1927.6	1884.6	1798.7	1720.4	1609.3	1488.0	1465.3	1331.4	1189.9
12.5°	2124.6	2127.2	2104.4	2069.1	1993.3	1899.8	1753.3	1601.7	1581.5	1402.1	1220.2
15°	2273.7	2271.2	2266.1	2235.8	2162.5	2076.6	1904.9	1728.0	1695.2	1477.9	1250.5
17.5°	2387.4	2382.3	2372.2	2347.0	2311.6	2228.2	2064.0	1861.9	1834.1	1566.3	1285.9
20°	2420.2	2417.7	2417.7	2435.4	2420.2	2369.7	2223.2	2000.9	1970.5	1659.8	1333.9
22.5°	2480.9	2478.3	2475.8	2493.5	2503.6	2498.5	2372.2	2142.3	2114.5	1768.4	1394.5
25°	2559.2	2554.1	2546.5	2564.2	2576.9	2607.2	2521.3	2309.1	2276.2	1894.7	1455.2
27.5°	2662.8	2667.8	2657.7	2655.2	2655.2	2672.9	2652.6	2458.1	2427.8	2016.0	1525.9
30°	2799.2	2806.8	2789.1	2776.4	2753.7	2751.2	2756.2	2624.9	2581.9	2147.4	1599.2
32.5°	2933.1	2940.6	2930.5	2912.9	2854.8	2832.0	2852.2	2766.3	2738.5	2291.4	1692.6
35°	3041.7	3059.4	3059.4	3024.0	2943.2	2930.5	2963.4	2905.3	2885.1	2460.6	1803.8
37.5°	3188.2	3198.3	3188.2	3122.5	3021.5	3036.6	3087.2	3051.8	3039.2	2642.5	1935.2
40°	3501.5	3514.1	3448.4	3291.8	3130.1	3147.8	3236.2	3216.0	3195.8	2821.9	2056.4
42.5°	3938.5	3908.2	3895.6	3547.0	3296.9	3286.8	3397.9	3370.1	3367.6	3003.8	2167.6
45°	4226.6	4236.7	4173.5	3842.5	3648.0	3458.5	3577.3	3567.2	3547.0	3188.2	2301.5
47.5°	4426.1	4403.4	4246.8	4087.6	4125.5	3683.4	3776.9	3802.1	3789.5	3397.9	2465.7
50°	4509.5	4486.8	4383.2	4277.1	4322.6	3941.1	3981.5	4064.9	4052.2	3610.1	2604.6
52.5°	4405.9	4378.1	4385.7	4413.5	4390.8	4143.2	4234.1	4365.5	4350.3	3857.7	2766.3
55°	3746.5	3819.8	4102.8	4385.7	4378.1	4297.3	4504.4	4696.4	4666.1	4115.4	2905.3
57.5°	3021.5	3061.9	3420.7	4186.1	4337.7	4426.1	4812.7	5050.1	5040.0	4373.1	3031.6
60°	2402.5	2445.5	2718.3	3771.8	4244.2	4560.0	5128.5	5441.7	5431.6	4633.3	3122.5
62.5°	1909.9	1909.9	2152.4	3175.6	4064.9	4638.3	5378.6	5835.8	5818.1	4843.0	3145.3
65°	1374.3	1392.0	1573.9	2554.1	3774.3	4618.1	5499.8	6116.2	6106.1	4961.7	3097.3
67.5°	1015.6	1035.8	1157.1	1915.0	3344.9	4416.0	5388.7	6179.4	6184.5	4964.2	2940.6
70°	793.3	798.3	889.3	1331.4	2741.1	3966.3	4971.8	5969.7	5969.7	4840.4	2708.2
72.5°	603.8	608.8	687.2	907.0	2018.5	3279.2	4347.8	5413.9	5451.8	4512.0	2364.6
75°	467.4	477.5	530.5	651.8	1265.7	2331.8	3572.2	4433.7	4537.3	3875.4	1947.8
77.5°	361.3	371.4	414.3	477.5	737.7	1437.5	2511.2	3314.5	3408.0	3051.8	1503.2
80°	290.5	295.6	323.4	358.7	447.2	740.2	1533.5	2177.7	2205.5	2074.1	995.4
82.5°	133.9	144.0	174.3	197.1	222.3	343.6	654.3	805.9	841.3	823.6	409.3
85°	15.2	15.2	17.7	20.2	22.7	35.4	45.5	40.4	40.4	48.0	42.9
87.5°	0.0	0.0	0.0	2.5	5.1	5.1	7.6	7.6	7.6	7.6	7.6
90°	0.0	0.0	0.0	0.0	0.0	0.0	0.0	0.0	0.0	0.0	0.0



REPORT NUMBER: P869001

CATALOG NUMBER: EMM2-HSN-SA2B-750-U-T3-HSS

CANDELA DISTRIBUTION (continued):

	90°	95°	105°	115°	125°	135°	145°	155°	165°	175°	180°
0°	1093.9	1093.9	1093.9	1093.9	1093.9	1093.9	1093.9	1093.9	1093.9	1093.9	1093.9
2.5°	1096.4	1078.7	1045.9	1018.1	992.8	967.6	955.0	924.6	917.1	922.1	904.4
5°	1101.5	1066.1	997.9	934.7	881.7	831.2	788.2	742.7	732.6	717.5	709.9
7.5°	1109.1	1056.0	949.9	851.4	770.5	697.3	644.2	608.8	581.1	573.5	571.0
10°	1119.2	1043.4	896.8	773.1	661.9	586.1	538.1	512.8	502.7	495.2	497.7
12.5°	1126.7	1030.7	846.3	684.6	576.0	507.8	485.1	464.8	459.8	457.3	457.3
15°	1136.8	1018.1	785.7	606.3	502.7	462.3	439.6	432.0	432.0	429.5	429.5
17.5°	1149.5	1008.0	735.2	545.7	459.8	421.9	411.8	401.7	401.7	401.7	399.2
20°	1174.7	1003.0	689.7	495.2	421.9	396.6	381.5	373.9	371.4	368.8	368.8
22.5°	1200.0	1003.0	639.2	457.3	396.6	368.8	353.7	346.1	343.6	343.6	343.6
25°	1235.4	1000.4	598.7	424.4	373.9	341.1	325.9	318.3	313.3	313.3	310.7
27.5°	1275.8	1000.4	563.4	399.2	348.6	315.8	298.1	290.5	282.9	282.9	280.4
30°	1316.2	1005.5	533.1	378.9	323.4	293.1	270.3	260.2	255.2	252.6	252.6
32.5°	1369.3	1020.6	512.8	363.8	300.6	270.3	247.6	237.5	232.4	229.9	229.9
35°	1450.1	1058.5	515.4	356.2	285.5	250.1	227.4	214.7	212.2	212.2	209.7
37.5°	1536.0	1093.9	523.0	351.2	270.3	234.9	212.2	199.6	197.1	197.1	197.1
40°	1609.3	1124.2	533.1	348.6	257.7	219.8	199.6	189.5	184.4	184.4	184.4
42.5°	1682.5	1141.9	535.6	341.1	250.1	207.2	189.5	179.4	174.3	176.8	176.8
45°	1755.8	1154.5	528.0	330.9	242.5	197.1	179.4	169.3	164.2	164.2	164.2
47.5°	1844.2	1182.3	515.4	315.8	237.5	189.5	169.3	159.2	156.6	156.6	156.6
50°	1932.6	1205.1	505.3	298.1	224.8	179.4	161.7	149.1	146.5	146.5	146.5
52.5°	2005.9	1215.2	492.6	275.4	212.2	169.3	151.6	138.9	133.9	133.9	133.9
55°	2061.5	1217.7	475.0	257.7	194.5	159.2	141.5	128.8	123.8	121.3	121.3
57.5°	2107.0	1215.2	457.3	240.0	179.4	146.5	128.8	118.7	111.2	108.6	108.6
60°	2132.2	1207.6	432.0	217.3	159.2	133.9	118.7	106.1	101.1	98.5	98.5
62.5°	2117.1	1187.4	396.6	181.9	144.0	121.3	108.6	98.5	90.9	88.4	88.4
65°	2046.3	1147.0	351.2	149.1	128.8	108.6	98.5	88.4	78.3	75.8	75.8
67.5°	1922.5	1078.7	290.5	126.3	118.7	98.5	88.4	78.3	70.7	65.7	65.7
70°	1750.7	987.8	227.4	108.6	106.1	90.9	80.8	70.7	63.2	58.1	58.1
72.5°	1505.7	838.7	169.3	93.5	93.5	83.4	73.3	65.7	58.1	53.1	53.1
75°	1217.7	634.1	128.8	85.9	83.4	75.8	65.7	58.1	53.1	48.0	48.0
77.5°	889.3	421.9	106.1	78.3	78.3	68.2	60.6	53.1	48.0	45.5	45.5
80°	540.6	242.5	75.8	60.6	60.6	58.1	50.5	45.5	42.9	37.9	35.4
82.5°	219.8	93.5	40.4	30.3	30.3	27.8	17.7	15.2	15.2	15.2	12.6
85°	22.7	15.2	10.1	7.6	7.6	7.6	5.1	5.1	5.1	5.1	5.1
87.5°	7.6	7.6	5.1	5.1	5.1	5.1	2.5	2.5	2.5	2.5	2.5
90°	0.0	0.0	0.0	0.0	0.0	0.0	0.0	0.0	0.0	0.0	0.0

LM-79-2019: Approved Method: Electrical and Photometric Measurements of Solid-
State Lighting Products

Report Prepared for

Cooper Lighting Solutions

Streetworks

Report Number: SP1-2407-157-6

Test Date: 08/07/2024

Luminaire Tested: MEM2-HTN-SA-40-750-U-5WQ-2

Data in this report applies to families of products including MEM2-HTN-SA-40-750-U-5WQ-2

Test Information

Test Method: LM-79-2019
 Report Number: SP1-2407-157-6
 Test Lab: COOPER LIGHTING SOLUTIONS
 Photometer: SP1 - 76IN SPHERE
 Measurement Geometry: 4π
 Issue Date: 08/20/2024
 Manufacturer: COOPER LIGHTING SOLUTIONS
 Product Line: Streetworks
 Catalog Number: **MEM2-HTN-SA-40-750-U-5WQ-2**
 Description: Epic Modern Light Square 40W 5WQ Optic and Flare Trim

Spectral Parameters

CCT (K): 5094
 CIE u': 0.2082
 CIE v': 0.4867
 Duv: 0.0032
 CIE x: 0.3430
 CIE y: 0.3564
 CIE z: 0.3006
 Peak Wavelength (nm): 451
 Dominant Wavelength (nm): 568
 Purity: 9.86439
 Rf: 73.7
 Rg: 93

CRI (Ra):	72.0		
R1:	68.6	R9:	-39.6
R2:	78.1	R10:	47.6
R3:	84.6	R11:	68.2
R4:	71.6	R12:	41.4
R5:	69.6	R13:	70.4
R6:	69.4	R14:	91.4
R7:	80.9	R15:	61.4
R8:	53.1		



Test Conditions

Stabilization Time: 20M
 Operation Time: 1H 20M
 Sphere Temperature (°C): 24.2

REPORT NUMBER: SP1-2407-157-6

Measurement and Test Equipment			
Instrument	Identification Number	Calibration Date	Calibration Due Date
Photometer	IN0058	6/18/2024	12/18/2024
Power Meter	INXT2011004	2/8/2024	2/8/2025
AC Power Source	IN0063	10/24/2023	10/24/2024
DC Power Source	IN0208	10/24/2023	10/24/2024
Sphere Thermometer	IN0085	10/24/2023	10/24/2024
Room Thermometer	IN0046	10/24/2023	10/24/2024

REPORT NUMBER: SP1-2407-157-6

CIE 1931 Chromaticity Diagram



CIE 1931 Chromaticity Diagram with 2017 ANSI 7-Step and 4-Step Quadrangles



Point lies inside the ANSI 5000K 4-step quadrangle

REPORT NUMBER: SP1-2407-157-6

Photopic Flux vs. Wavelength



Photopic Lumens: NR

λ (nm)	Power W [^] /nm	Lumens (φ/nm)	λ (nm)	Power W [^] /nm	Lumens (φ/nm)	λ (nm)	Power W [^] /nm	Lumens (φ/nm)	λ (nm)	Power W [^] /nm	Lumens (φ/nm)	λ (nm)	Power W [^] /nm	Lumens (φ/nm)
360	0	NR	490	114	NR	620	361	NR	750	9	NR	880	0	NR
365	0	NR	495	145	NR	625	326	NR	755	8	NR	885	0	NR
370	0	NR	500	197	NR	630	294	NR	760	7	NR	890	0	NR
375	0	NR	505	259	NR	635	261	NR	765	6	NR	895	0	NR
380	0	NR	510	319	NR	640	232	NR	770	5	NR	900	0	NR
385	0	NR	515	373	NR	645	204	NR	775	4	NR	905	0	NR
390	0	NR	520	414	NR	650	179	NR	780	4	NR	910	0	NR
395	1	NR	525	445	NR	655	157	NR	785	3	NR	915	0	NR
400	3	NR	530	465	NR	660	136	NR	790	3	NR	920	0	NR
405	5	NR	535	482	NR	665	118	NR	795	2	NR	925	0	NR
410	9	NR	540	493	NR	670	102	NR	800	2	NR	930	0	NR
415	18	NR	545	505	NR	675	87	NR	805	2	NR	935	0	NR
420	36	NR	550	515	NR	680	75	NR	810	2	NR	940	0	NR
425	72	NR	555	527	NR	685	65	NR	815	1	NR	945	0	NR
430	134	NR	560	540	NR	690	56	NR	820	1	NR	950	0	NR
435	242	NR	565	550	NR	695	48	NR	825	1	NR	955	0	NR
440	407	NR	570	557	NR	700	41	NR	830	1	NR	960	0	NR
445	684	NR	575	561	NR	705	35	NR	835	1	NR	965	0	NR
450	988	NR	580	559	NR	710	30	NR	840	1	NR	970	0	NR
455	828	NR	585	551	NR	715	26	NR	845	1	NR	975	0	NR
460	473	NR	590	537	NR	720	22	NR	850	1	NR	980	0	NR
465	333	NR	595	516	NR	725	19	NR	855	0	NR	985	0	NR
470	232	NR	600	491	NR	730	16	NR	860	0	NR	990	0	NR
475	146	NR	605	461	NR	735	14	NR	865	0	NR	995	0	NR
480	113	NR	610	429	NR	740	12	NR	870	0	NR	1000	0	NR
485	106	NR	615	395	NR	745	10	NR	875	0	NR			

REPORT NUMBER: SP1-2407-157-6

Scotopic Flux vs. Wavelength



Scotopic Lumens: NR

S/P: 1.81

λ (nm)	Power W [^] /nm	Lumens (φ/nm)	λ (nm)	Power W [^] /nm	Lumens (φ/nm)	λ (nm)	Power W [^] /nm	Lumens (φ/nm)	λ (nm)	Power W [^] /nm	Lumens (φ/nm)	λ (nm)	Power W [^] /nm	Lumens (φ/nm)
360	0	NR	490	114	NR	620	361	NR	750	9	NR	880	0	NR
365	0	NR	495	145	NR	625	326	NR	755	8	NR	885	0	NR
370	0	NR	500	197	NR	630	294	NR	760	7	NR	890	0	NR
375	0	NR	505	259	NR	635	261	NR	765	6	NR	895	0	NR
380	0	NR	510	319	NR	640	232	NR	770	5	NR	900	0	NR
385	0	NR	515	373	NR	645	204	NR	775	4	NR	905	0	NR
390	0	NR	520	414	NR	650	179	NR	780	4	NR	910	0	NR
395	1	NR	525	445	NR	655	157	NR	785	3	NR	915	0	NR
400	3	NR	530	465	NR	660	136	NR	790	3	NR	920	0	NR
405	5	NR	535	482	NR	665	118	NR	795	2	NR	925	0	NR
410	9	NR	540	493	NR	670	102	NR	800	2	NR	930	0	NR
415	18	NR	545	505	NR	675	87	NR	805	2	NR	935	0	NR
420	36	NR	550	515	NR	680	75	NR	810	2	NR	940	0	NR
425	72	NR	555	527	NR	685	65	NR	815	1	NR	945	0	NR
430	134	NR	560	540	NR	690	56	NR	820	1	NR	950	0	NR
435	242	NR	565	550	NR	695	48	NR	825	1	NR	955	0	NR
440	407	NR	570	557	NR	700	41	NR	830	1	NR	960	0	NR
445	684	NR	575	561	NR	705	35	NR	835	1	NR	965	0	NR
450	988	NR	580	559	NR	710	30	NR	840	1	NR	970	0	NR
455	828	NR	585	551	NR	715	26	NR	845	1	NR	975	0	NR
460	473	NR	590	537	NR	720	22	NR	850	1	NR	980	0	NR
465	333	NR	595	516	NR	725	19	NR	855	0	NR	985	0	NR
470	232	NR	600	491	NR	730	16	NR	860	0	NR	990	0	NR
475	146	NR	605	461	NR	735	14	NR	865	0	NR	995	0	NR
480	113	NR	610	429	NR	740	12	NR	870	0	NR	1000	0	NR
485	106	NR	615	395	NR	745	10	NR	875	0	NR			

REPORT NUMBER: SP1-2407-157-6

Melanopic Flux vs. Wavelength



Melanopic Lumens: NR

M/P: 3.73

λ (nm)	Power W [^] /nm	Lumens (φ/nm)	λ (nm)	Power W [^] /nm	Lumens (φ/nm)	λ (nm)	Power W [^] /nm	Lumens (φ/nm)	λ (nm)	Power W [^] /nm	Lumens (φ/nm)	λ (nm)	Power W [^] /nm	Lumens (φ/nm)
360	0	NR	490	114	NR	620	361	NR	750	9	NR	880	0	NR
365	0	NR	495	145	NR	625	326	NR	755	8	NR	885	0	NR
370	0	NR	500	197	NR	630	294	NR	760	7	NR	890	0	NR
375	0	NR	505	259	NR	635	261	NR	765	6	NR	895	0	NR
380	0	NR	510	319	NR	640	232	NR	770	5	NR	900	0	NR
385	0	NR	515	373	NR	645	204	NR	775	4	NR	905	0	NR
390	0	NR	520	414	NR	650	179	NR	780	4	NR	910	0	NR
395	1	NR	525	445	NR	655	157	NR	785	3	NR	915	0	NR
400	3	NR	530	465	NR	660	136	NR	790	3	NR	920	0	NR
405	5	NR	535	482	NR	665	118	NR	795	2	NR	925	0	NR
410	9	NR	540	493	NR	670	102	NR	800	2	NR	930	0	NR
415	18	NR	545	505	NR	675	87	NR	805	2	NR	935	0	NR
420	36	NR	550	515	NR	680	75	NR	810	2	NR	940	0	NR
425	72	NR	555	527	NR	685	65	NR	815	1	NR	945	0	NR
430	134	NR	560	540	NR	690	56	NR	820	1	NR	950	0	NR
435	242	NR	565	550	NR	695	48	NR	825	1	NR	955	0	NR
440	407	NR	570	557	NR	700	41	NR	830	1	NR	960	0	NR
445	684	NR	575	561	NR	705	35	NR	835	1	NR	965	0	NR
450	988	NR	580	559	NR	710	30	NR	840	1	NR	970	0	NR
455	828	NR	585	551	NR	715	26	NR	845	1	NR	975	0	NR
460	473	NR	590	537	NR	720	22	NR	850	1	NR	980	0	NR
465	333	NR	595	516	NR	725	19	NR	855	0	NR	985	0	NR
470	232	NR	600	491	NR	730	16	NR	860	0	NR	990	0	NR
475	146	NR	605	461	NR	735	14	NR	865	0	NR	995	0	NR
480	113	NR	610	429	NR	740	12	NR	870	0	NR	1000	0	NR
485	106	NR	615	395	NR	745	10	NR	875	0	NR			

Summary

$R_f = 73.7$
 $R_g = 93$
 $CIE R_a = 72.0$
 $R_9 = -39.6$



Color Vector Graphics



Individual Sample Fidelity Index ($R_{f,i}$)

CES01 = 85	CES26 = 62	CES51 = 90	CES76 = 50
CES02 = 59	CES27 = 88	CES52 = 89	CES77 = 67
CES03 = 30	CES28 = 80	CES53 = 79	CES78 = 53
CES04 = 69	CES29 = 69	CES54 = 84	CES79 = 80
CES05 = 46	CES30 = 88	CES55 = 83	CES80 = 77
CES06 = 50	CES31 = 72	CES56 = 74	CES81 = 78
CES07 = 38	CES32 = 62	CES57 = 73	CES82 = 90
CES08 = 38	CES33 = 82	CES58 = 73	CES83 = 90
CES09 = 29	CES34 = 69	CES59 = 86	CES84 = 85
CES10 = 72	CES35 = 83	CES60 = 88	CES85 = 77
CES11 = 56	CES36 = 87	CES61 = 82	CES86 = 75
CES12 = 61	CES37 = 78	CES62 = 81	CES87 = 76
CES13 = 41	CES38 = 98	CES63 = 73	CES88 = 81
CES14 = 74	CES39 = 96	CES64 = 63	CES89 = 72
CES15 = 70	CES40 = 91	CES65 = 60	CES90 = 80
CES16 = 46	CES41 = 96	CES66 = 56	CES91 = 71
CES17 = 49	CES42 = 79	CES67 = 53	CES92 = 58
CES18 = 55	CES43 = 78	CES68 = 63	CES93 = 74
CES19 = 71	CES44 = 99	CES69 = 72	CES94 = 52
CES20 = 63	CES45 = 86	CES70 = 55	CES95 = 64
CES21 = 85	CES46 = 85	CES71 = 46	CES96 = 76
CES22 = 77	CES47 = 89	CES72 = 82	CES97 = 86
CES23 = 91	CES48 = 80	CES73 = 45	CES98 = 76
CES24 = 90	CES49 = 83	CES74 = 90	CES99 = 62
CES25 = 71	CES50 = 89	CES75 = 48	



Color Rendition by Hue-Angle Bin



Measure Comparisons



(END OF REPORT)